

Easy Reading Visitor's Guide

La Pedrera-Casa Milà



Introduction

Welcome to Casa Milà, also known as La Pedrera.

The building is owned by the Catalunya – La Pedrera Foundation,
a private and independent non-profit foundation.
All proceeds from the visits go to social causes.
They help people have a better quality of life.

In 1906 Pere Milà and Rosario Segimon
commissioned the architect Antoni Gaudí to build a building,
with different dwellings.
One of them, the main one, would be their house.
The rest would be flats to rent.
The works lasted 6 years, until 1912.

This building is the last
Gaudí's residential work.
Gaudí created it when he already had a lot of experience.
And here he applies everything he knows.

In 1984 UNESCO declared it
World Heritage Cultural Property,
for its outstanding universal value,
because it is the work of a great creator,
A unique work in the world.

What can you see in La Pedrera?

In La Pedrera you can come and visit different spaces:

1. The building: a tour of different floors of the building: the courtyards, the apartment, the attic, the roof...

There are different options for the visit: during the day, at night, in a group, with a video guide, guided...

Each option has a different price.
Check the [La Pedrera page](#) for prices.

With this [virtual tour](#) you can get an idea of the dimensions of the building and what the tour spaces will be like.

2. **Temporary exhibitions**

La Pedrera hosts temporary exhibitions.
You can check them [on the La Pedrera website](#).

3. **Cultural activities**

Educational and cultural activities are carried out in La Pedrera. You can check them [on the La Pedrera website](#).

Where is La Pedrera?

La Pedrera building is on the corner of
between Passeig de Gràcia and Carrer Provença, in Barcelona.

The entrance to visit the building is at 261 Provença Street
Wheelchair users enter via Passeig de Gràcia, 92

How can I get there?

You can get there by metro, bus, tourist bus, train, car, bicycle, scooter and on foot.

By Metro

Lines L3 (green) and L5 (blue) – Diagonal Station

By bus

V15, V17, H10, H8, 7, 22, 24, 6, 33, 34

By train

Renfe: Passeig de Gràcia Station

Ferrocarrils de la Generalitat (FGC): Provenza – La Pedrera Station

By car

There are paid car parks in the area.

By motorcycle

There is motorbike parking.

By bike

Nearby there is a Bicing station.

On electric scooter

At the front of the building there is a bike lane.

On foot

From Plaça Catalunya, go up Passeig de Gràcia (15 minutes)

Schedules

Schedules may change depending on the time of year.

Check the [timetables on the La Pedrera website](#).

What can I visit?

La Pedrera has different floors, but not all of them can be visited.

With the building tour ticket, you can see:

- Ground floor: the 2 courtyards (Butterflies Courtyard and Flowers Courtyard) and the shop.



- The Apartment: located on the fourth floor



- The Attic



- The rooftop



- Temporary exhibitions are held on the main floor.
This floor can only be accessed if there is a temporary exhibition.
To access the temporary exhibitions, you must buy a different or combined ticket.



Visit Options & Pricing

There are several options to visit La Pedrera: Each option is different and has a different price.

[Check the La Pedrera website to](#) find out what visit you want to do and the price.

- They have a **reduced price**.
 - Children between 7 and 12 years old
 - People over the age of 65
 - People with disabilities (33% or more)
- They have **free admission**.
 - Children under 7 years old
 - Accompanying persons of a person with a disability (65% or more)

Where do I buy tickets?

You can buy tickets at the La Pedrera box office or through the [website](#).
Online tickets are a bit cheaper.

You can print the ticket before you come, and download it to your mobile phone.
When you arrive, we will scan the code at the entrance.

If you have bought a ticket and cannot come,
Let us know and we will give you your money back.

The tickets are as follows:



How do I access La Pedrera?

The lateral entrance to visit the building is through Provenza Street.

Wheelchair user access through the main entrance at Passeig de Gràcia, 92.




If you have a ticket,
go straight through the access on
261, Provença Street.

People with disabilities do not queue.



If you do not have a ticket, you have to go to the ticket office first.
They are on Provença Street, by the smallest door.



Once inside, you will find the counter
where you can buy tickets and ask for information.

The people at the desk **can inform you**
about the services, visits, and activities of La Pedrera.



After buying the ticket, to start the view
you have to go out into the street
and enter through the big door on Provenza Street.
It is signposted.

There are also staff at La Pedrera who can help you.

Accessibility Services & Resources

La Pedrera has the following accessibility services:

1. If you visit the building:

- **Video guides:**
 - In different languages
 - With audio descriptions
 - In easy reading
 - With subtitles
 - In sign languages

Tactile space during the tour

- Model of the building



Tactile floor plans on each floor.
They are visual and tactile maps of the situation,
labeled in three languages in ink, raised, and braille.



Guided tours in sign language



Sign language visits in Catalan (LSC), Spanish (LSE) and international sign language (IS) are offered to groups under petition.

For more information: grups@lapedrera.com

If you have any questions about accessible spaces or visits, you can also write to: accessibilitat@fcatalunyalapedrera.com

The Video Guide

A video guide is a device similar to a mobile phone or tablet that is used to listen to and see explanations about the building and what you are seeing.

Where do I get the video guide?



You can take it once you have entered the building,
at the beginning of the tour.
It is free.



You will have to come back here at the end of the visit.
Leave it in the areas indicated.

How I use the video guide

1. Turn on the Video Guide

Take the green button, which you will find on the side, turn on the video-guide.



IT'S A TOUCH SCREEN

2. Select your language

Click on the version you want.

THE VIDEO GUIDE WILL
CONNECT ITSELF



3. Welcome Video

Listen to the video with explanations of how the video guide works



4. Chapter Menu

The video guide will connect on its own.

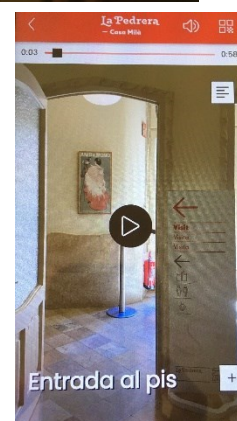
You can stop it whenever you want



and continue



You can also click on each chapter.




5. Volume

From the 2nd chapter "Entrance to the floor" the volume can be graded.

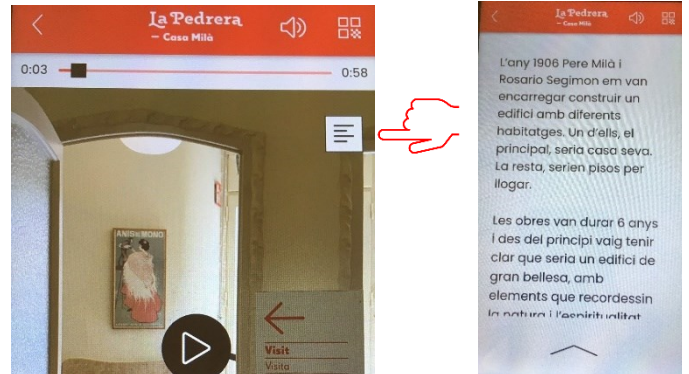
At the top icon on the screen

Move the symbol ■ along the line from – to +



7. Text

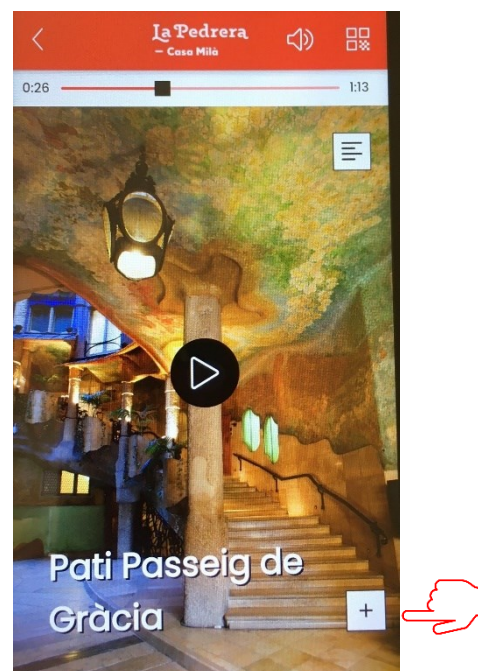
You can read the text of what is explained by clicking on the icon on the right



8. Bonus Videos- Items

You can enjoy more explanations

Clicking on the + symbol
at the bottom right of the screen.






Follow the tour through the explanations given by the video guide.





On each floor there is staff who can help you
if you need something.
There are also seating spaces.



2. If you visit the temporary exhibition on the first floor

There may be the following resources depending on the exhibition:

- **Accessible visits:**
 - **Descriptive:** with tactile itineraries for the visually impaired.
 - **In Sign Language (LSC, LSC and IS)**
 - **Cognitive stimulation** for people with Alzheimer's (memory booster program¹)
- Handheld programs in **Easy Reading** and in accessible digital format

Information about the temporary exhibitions:

<https://www.lapedrera.com/es/agenda-actividades-barcelona>

If you need more information about the accessibility services of each temporary exhibition, you can write to: accessibilitat@fcatalunyalapedrera.com

¹ The Catalunya La Pedrera Foundation offers programs, activities and cultural visits so that people with Alzheimer's disease and other neurodegenerative diseases can maintain their autonomy and improve their quality of life.

Other services

Wardrobe



La Pedrera has lockers where you can store backpacks, bags, and small objects during the visit.

The lockers are located on the ground floor, next to the toilets.

Washbasins and changing tables

There are toilets adapted to the ground floor, in the apartment and in the exhibition hall.

There are changing tables in all washbasins.

Wi-Fi

La Pedrera has Wi-Fi throughout the building. Ask the visiting customer service staff for the password.

How can you get around the building?

The areas that can be visited at La Pedrera are adapted for people with reduced mobility.

But the terrace is an exception:

- People with reduced mobility or wheelchair users can climb up and take in the views, but not move around.
- Visually impaired people need to be accompanied by this space.

The building has elevators and ramps.

The customer service staff will guide you and help you find and use them.



If you need to rest,
there are spaces to sit during the tour.



In the cloakroom, you can borrow a wheelchair, at no extra cost.



People Who Can Help You

If you need help during your visit to La Pedrera

You can ask the security team or visitor staff.

You will identify them by wearing a black uniform with a grey jacket and the La Pedrera logo on the arm.

Here is the logo:

The Shops

In La Pedrera you will find two shops: one on the ground floor and another during the tour, when you leave the apartment.

In both you will find a great diversity of objects inspired by La Pedrera, modernism, Gaudi, and Barcelona. Books, stationery, prints, ceramics, glass, textiles, games, in case you want to keep a souvenir of your visit.

Timetable:

It is the same as the visiting hours at La Pedrera.



Rules for the visit

- Your backpack will be checked before entering. You will have to pass it through a device that scans the contents. During the tour, you should wear it hanging from the front, not the back. Or better, leave it in the lockers at the entrance.
- You cannot enter with accessories that could be an obstacle, you must evacuate the building.
- Keep your ticket for the duration of your visit.
- You are not allowed to enter with animals, except guide or assistance dogs.
- You can take pictures without flash and recordings in home format. You can't use a tripod or professional equipment.
- Put your mobile phone on silent.
and speaks in a moderate tone of voice.
- You cannot eat, drink, or smoke.
- You cannot run or scream around the building.
- In order to protect and conserve the artworks on display, you may not touch them.
- Children under the age of twelve must be accompanied by an adult.
- In case of rain, you will not be able to go up to the rooftop.
- Always follow the instructions of the staff at La Pedrera.

We hope you enjoy your visit!

La Pedrera

Paseo de Gracia, 92 - 08008 - Barcelona

Email: accessibilitat@fcatalunyalapedrera.com



This logo identifies the Easy Reading materials that follow the IFLA (International Federation of Library Associations and Institutions) and Inclusion Europe language guidelines, the content and the form, with the aim of facilitating its understanding. It is awarded by the Easy Reading Association (www.lecturafacil.net)